

ORGANISATION DE COOPERATION
ET DE DEVELOPPEMENT ECONOMIQUES

Mémo/SUEDE

DISTRIBUTION LIMITEE AUX
PARTICIPANTS

Paris, réd : 11 juin 1985

dist : 13 juin 1985

DAC/AR(85)1/18
Annexe Statistique

COMITE D'AIDE AU DEVELOPPEMENT

Examen de l'aide 1985/86

ANNEXE STATISTIQUE

AU MEMORANDUM DE LA SUEDE

On trouvera ci-joint les tableaux statistiques illustrant le Mémoire de la Suède. N'ont pas encore été reçus les tableaux T.C.

ORGANISATION FOR ECONOMIC
CO-OPERATION AND DEVELOPMENT

Memo/SWEDEN

RESTRICTED TO PARTICIPANTS

Paris, drafted: 11th June 1985

dist: 13th June 1985

DAC/AR(85)1/18
Statistical Annex

DEVELOPMENT ASSISTANCE COMMITTEE

Aid Review 1985/86

STATISTICAL ANNEX

TO THE MEMORANDUM OF SWEDEN

Attached are the statistical tables accompanying the Memorandum of Sweden. Still to be submitted T.C. tables.

W.9505D

30014

Table of Contents - Table de Matières

<u>PART I - FINANCIAL STATISTICS</u>		<u>PARTIE I - STATISTIQUES FINANCIERES</u>	
	<u>Table Numbers</u>		
	<u>Noméros des Tableaux</u>		<u>Page</u>
Disbursements and Commitments of Official and Private Flows	DAC 1 - CAD 1	Montants versés et engagements pris par les secteurs public et privé	3-5
Geographic Distribution of "Official Development Assistance" (Disbursements)	DAC 2a - CAD 2a	Répartition géographique de l'aide publique au développement (Versements)	6-1
Geographic Distribution of "Other Official Flows" (Disbursements)	DAC 2b - CAD 2b	Répartition géographique des autres apports du secteur public (Versements)	13-17
Geographic Distribution of "Official Development Assistance" (Commitments)	DAC 3a - CAD 3a	Répartition géographique de l'aide publique au développement (Engagements)	18-24
Geographic Distribution of "Other Official Flows" (Commitments)	DAC 3b - CAD 3b	Répartition géographique des autres apports du secteur public (Engagements)	25-29
Geographic Distribution of Private Direct Investment and Other Private Capital (Assets)	DAC 4 - CAD 4	Répartition géographique des investissements directs privés et des autres apports de capitaux privés (Actif)	30-34
Other Bilateral Contributions by Purpose (Commitments)	DAC 5 - CAD 5	Contributions bilatérales du secteur public ventilées par objet (Engagements)	35
Official Bilateral Loans by Maturity Periods, Grace Periods and Interest Rates	DAC 6 - CAD 6	Prêts bilatéraux du secteur public ventilés par période d'échéance, délai de franchise et par taux d'intérêt	
Categories of Tied and Other Bilateral Contributions (Disbursements)	DAC 7 - CAD 7	Les catégories d'aide liée et d'autres contributions bilatérales du secteur public (Versements)	36
Distribution of total bilateral and multilateral Food Aid	DAC 8 - CAD 8	Répartition de l'aide alimentaire totale bilatérale et multilatérale	37-40
<u>PART II - TECHNICAL CO-OPERATION</u>		<u>PARTIE II - COOPERATION TECHNIQUE ET ACTIVITES CONNEXES</u>	
Official Sector Technical Co-operation: expenditure and personnel	TC1	Coopération technique du secteur public : dépenses et personnel pris en charge	
Geographical Distribution of Technical Co-operation Human Resources	TC2	Répartition géographique des ressources humaines en matière de coopération technique	

1985 EDITION

DAC QUESTIONNAIRE

DISBURSEMENTS AND COMMITMENTS
OF OFFICIAL AND PRIVATE FLOWS

Reporting Country:	DAC
Sweden	Table 1
Period	Page 1
1984	

9, 8, 4 | 1, 1, 1 | 3, 0, 2 | 0, 0, 4 | 0, 0, 2 | 0, 1, 0

Date: May 1985

Exchange Rate Used: S. 2718

Million US Dollars

TYPE OF TRANSACTION	[1]	DISBURSEMENTS			COMMITMENTS
		AMOUNTS EXTENDED	AMOUNTS RECEIVED	NET AMOUNTS	AMOUNTS AGREED
(II)	456	(2)	(3)	(4)	(5)
TOTAL OFFICIAL AND PRIVATE FLOWS (I + II + III + IV)	005	1 680.81	419.31	1 261.50	1 160.14
I. OFFICIAL DEVELOPMENT ASSISTANCE (I.A. + I.B.)	010	743.07	1.87	741.20	791.68
I.A. Bilateral Official Development Assistance (I.A.1 + I.A.2)	015	527.77	1.87	525.90	576.38
1. Grants and grant-like flows, total (1.1 + 1.2)	020	527.77	1.87	525.90	576.38
1.1. Bilateral grants, total	040	527.77	1.87	525.90	576.38
a) For development programmes and projects	045	314.70	1.87	312.83	314.79
b) Technical co-operation	060	108.42		108.42	134.71
c) Food aid	060	5.28		5.28	10.14
d) Emergency and distress relief (other than food aid)	070	57.50		57.50	76.52
e) Debt forgiveness	075	-		-	-
f) Private international organisations	076	10.35		10.35	8.70
g) Administrative costs, not included elsewhere	820	31.52		31.52	31.52
h) Other (specify in footnote)	080	-		-	-
1.2 Grant-like flows, total	085	-		-	-
a) Loans repayable in recipients' currencies	090				
b) Transfer of resources through sales for recipients' currencies	095				
c) Recipients' currency: funds used in favour of donor	100				
Memo item: a) Food aid, included in grant-like flows	105				
b) Aid to refugees, total	106	28.97		28.97	37.09
c) Grants extended as part of "Associated Financing" packages	107			8.86	22.40
2. Bilateral Development Lending and Capital considered as development assistance (2.1 + 2.2 + 2.3 + 2.4)	110				
2.1. Bilateral loans by governments and official agencies (excluding debt reorganisation and food aid)	130				
2.2. Bilateral food aid loans	135				
2.3. Development lending associated with debt reorganisation	140				
a) Refinancing and rescheduling of transfer debt	145				
1) of debt due to private sector	150				
2) of debt due to official sector	155				
b) Rescheduling volume	160				
2.4. Bilateral assets not included above, and considered as official development assistance	165				
a) Equities	170				
b) Other	175				
Memo item: Bilateral loans extended as part of "Associated Financing" packages	177				
I.B. Multilateral Official Development Assistance (B.1 + B.2 + B.3) (details to be reported in Tables DAC 2a and 3a, pages 6 and 7)	180	215.30		215.30	215.30
1. Grants to multilateral agencies, total	185	139.54		139.54	139.54
1.1. To UN agencies	190	135.79		135.79	135.79
1.2. To the EEC	195	-		-	-
1.3. To other agencies	200	3.75		3.75	3.75

DAC QUESTIONNAIRE

DISBURSEMENTS AND COMMITMENTS
OF OFFICIAL AND PRIVATE FLOWS

Reporting Country:	DAC
Sweden	Table 1
Period:	Page 2
1984	

1985 EDITIO.

9,84 | 1 | 3,02 | 0,04 | 0,04 | 0,10

Date: May 1985

Exchange Rate Used: 8.2718

Million US Dollar

TYPE OF TRANSACTION	a	DISBURSEMENTS			COMMITMENTS
		AMOUNTS EXTENDED	AMOUNTS RECEIVED	NET AMOUNTS	AMOUNTS AGREED
(1)	(2)	(3)	(4)	(5)	
2. Capital subscription and similar payments to multilateral agencies, total	206	75.76		75.76	75.76
of which: a) IDA	550	53.12		53.12	53.12
b) Other World Bank (IBRD + IFC)	645	22.64		22.64	22.64
c) Regional development banks	561				
d) Other	801				
3. Concessional Lending to multilateral agencies	210				
Memo items: a) Food aid, included in grants to multilateral agencies	215				
of which: through UN	220				
through EEC	225				
b) Capital subscriptions on an encashment basis	206				
MEMORANDUM ITEMS					
1. Interest payments received on official development assistance lending	780				
a) Bilateral (on item I.A.2 above)	785			1.26	
b) Multilateral (on item I.B.3 above)	790				
2. Technical assistance provided against payment	810				
3. Cancellation in year of report of commitments made earlier (provide details in footnotes)	815				
B. OTHER OFFICIAL FLOWS	230	368.46	188.35	180.11	368.46
A. Other Official Bilateral Flows (I.A.1 + I.A.2 + I.A.3)	235	367.03	188.35	178.68	367.03
1. Official export credits	240	367.03	188.35	178.68	367.03
1.1. To developing countries	265	367.03	188.35	178.68	367.03
1.2. In support of private export credit financing	270				
2. Bilateral assets not included above and considered as other official flows	275				
2.1. Equity participation in projects	280				
2.2. Funds in support of private investment	285				
2.3. Indemnification payments to nationals for investment expropriation	290				
2.4. Other (incl. grants)	295				
3. Refinancing loans other than Official Development Assistance	300				
3.1. Refinancing and rescheduling of transfer debt	305				
a) of private debt	310				
b) of official debt	315				
3.2. Rescheduling volume	320				
B. Transactions with Multilateral Agencies at Market Terms (see notes to be reported in Tables DAC 2b and 2c, page 5)	325	1.43		1.43	1.43
1. Purchase of securities from issuing agencies	326				
2. Other transactions	327	1.43 ¹⁾		1.43 ¹⁾	1.43 ¹⁾
MEMORANDUM ITEMS					
1. Interest payments received on other official flows	795				
a) Bilateral (on item I.A. above)	800				
b) Multilateral (on item I.B. above)	805				

1) Capital subscriptions and contributions to the Inter-American Development Bank (interregional capital and FSO), not treated as ODA.

1985 EDITION

DAC QUESTIONNAIRE

DISBURSEMENTS AND COMMITMENTS
OF OFFICIAL AND PRIVATE FLOWS

Reporting Country:	DAC
Sweden	Table 1
Period:	Page 3
1984	

9, 8, 4 | 1, 1, 1 | 3, 0, 2 | 0, 0, 0 | 0, 0, 0 | 0, 1, 0

Date: May 1985

Exchange Rate Used: 8.2718

Million US Dollars

TYPE OF TRANSACTION	B	DISBURSEMENTS			COMMITMENTS
		AMOUNTS EXTENDED (2)	AMOUNTS RECEIVED (3)	NET AMOUNTS (4)	AMOUNTS AGREED (5)
B. PRIVATE FLOWS, AT MARKET TERMS, TOTAL (A + B)	456				
A. Bilateral Private Flows	330	507.28	229.09	278.19	
1. Direct investment, total (1.1 + 1.2 or 1.3 + 1.4)	340	110.99	11.00	99.99	
1.1. Non-banks	341				
1.2. Banks (resident)	342				
1.3. New capital outflow	345				
1.4. Reinvested earnings	350				
2. Export credits	750	396.29	218.09	178.20	
2.1. Guaranteed private export credits	755	NA	NA	NA	
a) Non-banks	756				
b) Banks (resident)	757				
2.2. Non-guaranteed portion of guaranteed export credits	760	NA	NA	NA	
a) Non-banks	761				
b) Banks (resident)	762				
2.3. Non-guaranteed export credits	765				
a) Non-banks	766				
b) Banks (resident)	767				
3. Other bilateral securities and claims	356	NA	NA	NA	
3.1. Non-banks	357				
3.2. Banks (resident)	390				
B. Multilateral Private Flows (Bonds, loans and participations of multilateral agencies)	369				
1. Non-banks	360				
1.1. Purchase of securities of issuing agencies and redemptions	365				
1.2. Other transactions in securities of multilateral agencies	370				
2. Banks (resident)	395				
2.1. Purchase of securities of issuing agencies and redemptions	400				
2.2. Other transactions in securities of multilateral agencies	405				
MEMORANDUM ITEMS					
1. Total Non-banks (A.1.1 + A.2.1a + A.2.2a + A.2.3a + A.3.1 + B.1)	335				
2. Total banks (A.1.2 + A.2.1b + A.2.2b + A.2.3b + A.3.2 + B.2)	385				
a) in foreign currency	391				
b) in domestic currency	392				
3. Affiliates in LDC financial centres	411				
4. Resident parent banks and their affiliates abroad, i.e. consolidated balance sheet basis	412				
V. GRANTS BY VOLUNTARY AGENCIES (NET), TOTAL (= IV.2 minus IV.1)	415	(62.0)		(62.0)	
1. Official flows reported above under I.A.1.1	420			35.95	
2. Grants by voluntary agencies (gross) (2.1 + 2.2)	425			(97.95)	
2.1. Technical assistance	430			(9.80)	
2.2. Other contributions	435			(88.15)	

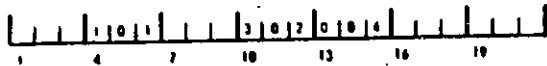
DAC QUESTIONNAIRE

ODA -- DISB.

1985 EDITION

DESTINATION OF OFFICIAL DEVELOPMENT ASSISTANCE
(DISBURSEMENTS)

Reporting Country:	Sweden
Period:	1984
	DAC Tab 2 a Page 1



Date: May 1985

Bilateral Flows

Million US Dollars

RECIPIENT	Grants	Capital subscriptions	Loans and other long-term capital ¹		Total net	Technical Assistance	Interest received
			Amount extended	Amount received			
	[2,0,1]	[2,1,0]	[2,0,4]	[2,0,5]	[2,0,6]	[2,0,7]	[2,0,9]
I. EUROPE, Total	0.70			1.17	- 0.47	0.19	0.79
Cyprus	0.01				0.01		
Gibraltar							
Greece							
Malta							
Portugal	0.29			0.76	- 0.47	0.19	0.39
Turkey	0.36			0.41	- 0.05		0.40
Yugoslavia							
Europe unallocated	0.04				0.04		
II. AFRICA, Total	245.33			0.54	246.79	56.31	0.17
A. North of Sahara, Total	3.26			0.54	2.72	0.58	0.17
Algeria	0.42				0.42		
Egypt	1.25				1.25		
Libya							
Morocco							
Tunisia	1.59			0.54	1.05	0.58	0.17
North of Sahara unallocated							
B. South of Sahara, Total	224.29				226.29	54.56	
Angola	14.58				14.58	3.65	
Benin							
Botswana	11.00				11.00	2.30	
Burkina Faso	0.96				0.96	0.96	
Burundi							
Cameroon							
Cape Verde	6.01				6.01	0.32	
Central African Rep.							
Chad	0.60				0.60		
Comoros							
Congo							
Djibouti							
Equatorial Guinea ²							
Ethiopia	17.92				17.92	3.92	
Gabon							
Gambia	0.13				0.13	0.01	
Ghana	0.01				0.01		
Guinea							
Guinea-Bissau	7.08				7.08	2.05	
Ivory Coast							
Kenya ³	14.17				14.17	2.57	
Lesotho	2.55				2.55	0.80	
Liberia	0.05				0.05		
Madagascar	0.05				0.05		
Malawi							
Mali							
Mauritania							
Mauritius							
Mayotte							

1 Including re-allocating and refinancing credits which should be shown separately in a footnote
2 Formerly the territory of Spanish Guinea, including the island of Fernando Po
3 Includes amounts provided through the East African Community

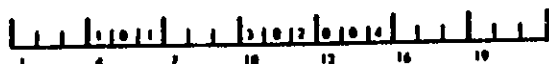
1985 EDITION

DAC QUESTIONNAIRE

ODA - DISB.

DESTINATION OF OFFICIAL DEVELOPMENT ASSISTANCE
(DISBURSEMENTS)

Reporting Country.	Sweden	DAC
Period	1984	Tab 2 a Page 2



Date: May 1985

Bilateral Flows

Million US Dollars

RECIPIENT	Grants	Capital subscriptions	Loans and other long-term capital ¹		Total net	Technical Assistance	Interest received
			Amount extended	Amount received			
	2,0,1	2,1,0	2,0,4	2,0,5	2,0,6	2,0,7	2,0,9
B. AFRICA (cont'd)							
B. B. South of Sahara (cont'd)							
Mozambique	255 30.64				30.64	6.39	
Niger	260 0.29				0.29		
Nigeria	261 0.07				0.07		
Rouven	264						
Rwanda	266						
St. Helena ²	276						
Sao Tome & Principe	268 0.50				0.50		
Senegal	269 0.02				0.02		
Seychelles	270 0.02				0.02	0.01	
Sierra Leone	272						
Somalia	273 1.22				1.22	0.77	
Sudan	278 1.80				1.80	0.59	
Swaziland	280 3.40				3.40	0.78	
Tanzania ³	282 55.08				55.08	17.19	
Togo	283						
Uganda ⁴	286 0.16				0.16		
Zaire	236						
Zambia	288 20.37				20.37	6.39	
Zimbabwe	286 19.44				19.44	5.60	
E.A.C. ⁵	237						
DOM South of Sahara unall.	290						
TOM South of Sahara unall.	291						
DOM/TOM S. of S. unall.	252						
EAM ⁶ unallocated	296						
EAMA ⁶ unallocated	294						
South of Sahara unallocated	289 16.17				16.17	0.26	
B. C. Africa unallocated	298 17.78				17.78	1.17	
III. AMERICA, Total	33.88			0.02	33.86	7.18	0.01
III. A. North & Central, Total	17.25				17.25	5.80	
Anguilla	376						
Antigua	377						
Bahamas	328						
Barbados	329						
Belize	352						
Bermuda	331						
Cayman Islands	386						
Costa Rica	336 0.10				0.10	0.10	
Cuba	338 2.30				2.30	1.79	
Dominica	378						
Dominican Republic	340 0.54				0.54	0.54	
El Salvador	342 0.01				0.01		
Grenada	381						

- Including re-allocating and refinancing credits which should be shown separately in a footnote.
- Including the following islands: Antigua, Tristan da Cunha, Funchal, Madeira, St. Helena, St. Paul.
- Subtotal of amounts provided through the East African Community.
- East African Community. Specify in a footnote the amounts going to Kenya, Tanzania and Uganda respectively.
- Albania and Hungary States.
- Armed and Hungary States.

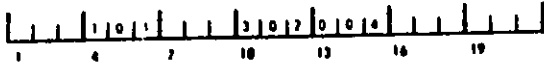
DAC QUESTIONNAIRE

ODA - DISB.

1985 EDITION

DESTINATION OF OFFICIAL DEVELOPMENT ASSISTANCE
(DISBURSEMENTS)

Reporting Country:		DAC Tab 2 a Page 3
Sweden		
Period	1984	



Date: May 1985

Bilateral Flows

Million US Dollars

RECIPIENT	Grants	Capital subscriptions	Loans and other long-term capital ¹		Total net	Technical Assistance	Interest received
			Amount extended	Amount received			
	2,042	2,180	2,044	2,015	2,046	2,017	2,019
III. AMERICA (cont'd)							
III. A. North & Central (cont'd)							
Guadeloupe							
Guatemala	0.37				0.37		
Haiti							
Honduras							
Jamaica	0.16				0.16	0.16	
Martinique							
Mexico	0.04				0.04	0.04	
Montserrat							
Netherlands Antilles ²							
Nicaragua	13.68				13.68	3.12	
Panama	0.05				0.05	0.05	
St. Kitts-Nevis							
St. Lucia							
St. Pierre & Miquelon							
St. Vincent							
Trinidad & Tobago							
Turks & Caicos Islands							
Virgin Islands (Br.)							
West Indies unallocated							
DOM N. & C. America unall.							
N. & C. America unall.							
III. B. South Total	2.18			0.02	2.16	0.25	0.01
Argentina	0.05				0.05		
Bolivia	1.01				1.01	0.09	
Brazil	0.14			0.02	0.12		0.01
Chile	0.17				0.17		
Colombia							
Ecuador	0.16				0.16	0.16	
Falkland Islands							
Guinea, French							
Guyana							
Paraguay							
Peru	0.50				0.50		
Suriname							
Uruguay	0.15				0.15		
Venezuela							
South America unallocated							
III. C. Americas unspecified	14.45				14.45	1.13	
IV. ASIA Total	170.84				170.84	17.02	
IV. A. Middle East Total	1.62				1.62	0.04	
Bahrain							
Iran	0.60				0.60		

¹ Including re-advance and refinancing credits which should be shown separately in a footnote
² Main islands: Aruba, Bonaire, Curacao, Saba, St. Eustatius, St. Martin (Northern part)

1985 EDITION

DAC QUESTIONNAIRE

ODA - DISB.

DESTINATION OF OFFICIAL DEVELOPMENT ASSISTANCE
(DISBURSEMENTS)

Reporting Country:	
Sweden	DAC
Period:	Tab 2 a
1984	Page 4



Date: May 1985

Bilateral Flows

Million US Dollars

RECIPIENT	Grants	Capital subscriptions	Loans and other long-term capital ¹		Total net	Technical Assistance	Interest received
			Amount extended	Amount repaid			
	[2,0,1]	[2,1,0]	[2,0,4]	[2,0,5]	[2,0,6]	[2,0,7]	[2,0,9]
IV. A. Middle East (cont'd)							
Iraq	0.02				0.02	0.02	
Israel	0.07				0.09	0.01	
Jordan	0.02				0.02		
Kuwait							
Lebanon	0.67				0.67		
Oman							
Qatar							
Saudi Arabia							
Syria	0.01				0.01	0.01	
United Arab Emirates ²							
Yemen							
Yemen, Dem. ³	0.21				0.21		
Middle East unallocated							
IV. B. South, Total	95.71				95.71	5.62	
Alghanistan	1.49				1.49		
Bangladesh	10.89				10.89	1.65	
Bhutan							
Burma							
India ⁴	50.26				50.26	2.12	
India Basin ⁵							
Maldives							
Nepal	0.06				0.06		
Pakistan ⁴	0.71				0.71	0.58	
Sri Lanka	32.30				32.30	1.27	
South Asia unallocated							
IV. C. Far East, Total	72.94				72.94	10.88	
Bhute							
China, Peoples Rep.	0.79				0.79	0.79	
Hong Kong							
Indonesia							
Kampuchea	2.09				2.09		
Korea, Rep.							
Laos	6.84				6.84	1.24	
Malawi							
Malaysia	0.02				0.02	0.02	
Mekong Delta Project							
Philippines	0.18				0.18		
Singapore							
Taiwan							
Thailand	0.07				0.07		
Timor							
Viet Nam, Soc. Rep.	62.95				62.95	8.83	
Far East Asia unallocated							
Mongolia							
IV. D. Asia unspecified	0.57				0.57	0.48	

1. Including recharging and refinancing credits which should be shown separately in a footnote.
 2. Also Bhutan, Ayman, Sultan, Fujairah, Ras al Khaimah, Sharjah, and Umm al Qaywayn.
 3. Including Asian and various institutes and services.
 4. Excludes of amounts provided through the Indian Basin Development Fund.
 5. Indian Basin Development Fund. Specify in a footnote the amounts going to India and Pakistan, respectively.

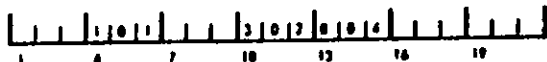
DAC QUESTIONNAIRE

ODA - DISB.

1985 EDITION

DESTINATION OF OFFICIAL DEVELOPMENT ASSISTANCE
(DISBURSEMENTS)

Reporting Country:	Sweden	DAC
Period:	1984	Tab 2 a Page 5



Date: May 1985

Bilateral Flows

Million US Dollars

RECIPIENT	Grants	Capital subscriptions	Loans and other long-term capital ¹		Total net	Technical Assistance	Interest received
			Amount extended	Amount repaid			
	2,012	2,110	2,014	2,015	2,014	2,017	2,010
V. OCEANIA, Total							
Cook Islands	831						
Fiji	832						
Kiribati	836						
Nauru	846						
New Caledonia	850						
Niue Island	856						
Pacific Islands (US) ²	860						
Papua New Guinea	882						
Polynesia, French ³	840						
Solomon Islands (Br.)	888						
Tokelau Islands	868						
Tonga	870						
Tuvalu	872						
Vanuatu	864						
Whits & Futuna	876						
Western Samoa	880						
TOM Oceania unallocated	881						
Oceania unallocated	888						
VI. LDC's unspecified *	77.02			0.14	76.88	27.72	0.29
VII. BILATERAL, Total	527.77			1.87	525.90	108.42	1.26

*Included under this heading is also:
- administrative costs
- private international organizations

1. Including revolving and refinancing credits which should be shown separately in a footnote
2. Total Territory of the Pacific Islands: Cook Islands, Marshall Islands, and Micronesia (except Guam)
3. Comprising the Society Islands including Tahiti, the Austral Islands, the Tuamotu-Samoa Group, and the Phoenix Islands

1985 EDITION

DAC QUESTIONNAIRE

ODA - DISB.

DESTINATION OF OFFICIAL DEVELOPMENT ASSISTANCE
(DISBURSEMENTS)

Reporting Country	DAC
Sweden	Tab 2 a
Period	Page 6
1984	

1	4	7	10	13	16	19
1	10	10	10	10	10	10

Date: May 1985

To Multilateral Sector

Million US Dollars

RECIPIENT	Grants	Capital subsec. tions	Loans and other long-term capital ¹		Total net	Technical Assistance	Interest received
			Amount extended	Amount received			
	2,017	2,107	2,014	2,013	2,014	2,017	2,017
A. Total U.N. (1 to 7)	135.79				135.79		
1 U.N.D.P. Development Programme	51.5				51.5		
2 UNICEF Children's Fund	20.55				20.55		
3 UNRWA Relief and Works Agency for Palestine Refugees	7.25				7.25		
4 W.F.P. World Food Programme	26.57				26.57		
5 UNHCR High Commissioner for Refugees	7.25				7.25		
6 UNFPA Fund for Population Activities	5.8				5.8		
7. Total other U.N. Agencies (a. + b.)	16.87				16.87		
a/ Contributions reportable in full (specify main recipients)	11.04				11.04		
UNCDF	3.87				3.87		
ITC	1.21				1.21		
UN Voluntary Fund for the Decade for Women	0.1				0.1		
World Maritime University	0.26				0.26		
UNITAR	0.09				0.09		
UNCTC	0.18				0.18		
UNFDAC	0.48				0.48		
UN Space applications programme	0.02				0.02		
ITD	0.36				0.36		
WHO	3.99				3.99		
UNRISD	0.48				0.48		
b/ U.N. Contributions reportable in part	5.83				5.83		
of which:							
j WHO World Health Organization	3.45				3.45		
a/ WPO World Intellectual Property Organization	0.04				0.04		
a/ FAO Food and Agricultural Organization	0.92				0.92		
a/ WMO World Meteorological Organization	0.02				0.02		
v/ ILO International Labour Organization	0.33				0.33		
a/ UPU Universal Postal Union	0.01				0.01		
v/ ITU International Telecommunication Union	0.05				0.05		
v/ UNESCO Educational, Scientific and Cultural Organization	0.07				0.07		
a/ UNO United Nations Organization	0.94				0.94		
a/ ICAD International Civil Aviation Organization							
B. Total BEC (8 + 9 + 10)							
8 EDF European Development Fund							
9 EEC Budgetary Contributions							
10. EIB European Investment Bank							
C. Total IBRD Group (11 + 12 + 13)		53.12			53.12		
11. IBRD International Bank for Reconstruction & Development							
of which: Third Window							
12. IDA International Development Agency		53.12			53.12		
13. IFC International Finance Corporation							
D. Total Regional Banks and Special Funds (14 to 23)		22.64			22.64		
14 A.D.B. Asian Development Bank		0.13			0.13		

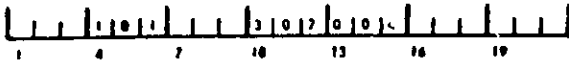
1985 EDITION

DAC QUESTIONNAIRE

ODA - DISB.

**DESTINATION OF OFFICIAL DEVELOPMENT ASSISTANCE
(DISBURSEMENTS)**

Reporting Country: Sweden	DAC Tab 2 a Page 7
Period: 1984	



Date: May 1985

To Multilateral Sector

Million US Dollars

RECIPIENT	Grants	Capital subscriptions	Loans and other long-term capital ¹		Total net	Technical Assistance	Interest received
			Amount extended	Amount received			
	[2,0,1]	[2,1,0]	[2,0,4]	[2,0,3]	[2,0,4]	[2,0,2]	[2,0,0]
D. Total Regional Banks (14 to 23) (cont'd)							
15. As.D.S.Sp.F. Asian Development Bank-Special Fund	916	7.62			7.62		
16. IDB Inter-American Development Bank	909						
17. IDB.Sp.F. Inter-American Development Bank-Special Fund	912						
18. Afr.D.B. African Development Bank	913	2.21			2.21		
19. Afr.D.F. African Development Fund	914	12.68			12.68		
20. Car.D.B. Caribbean Development Bank	906						
21. CABEI Central American Bank for Economic Integration	910						
22. Afr.Sol.F. African Solidarity Fund	972						
23. Total Other Regional Banks and Special Funds (specify)							
E. Other multilateral agencies		3.75			3.75		
24. IFAD International Fund for Agricultural Development	988						
25. IMF Interest Subsidy Account	955						
26. IMF Trust Fund	950						
27. EFTA Fund for Portugal	987						
28. Total Other Multilateral (specify)	988	3.75			3.75		
Disabled People's International		0.12			0.12		
IUCN		0.05			0.05		
World Commission on Environment and Development		0.07			0.07		
Inter Press Service		0.12			0.12		
Global Committee of Parliamentarians on Population and Development		0.02			0.02		
CGIAR		3.26			3.26		
ICTP		0.11			0.11		
Multilateral Total (A + B + C + D + E)		139.54	75.76		215.30		

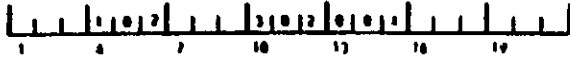
1985 EDITION

DAC QUESTIONNAIRE

OOF - DISB.

DESTINATION OF OTHER OFFICIAL FLOWS
(DISBURSEMENTS)

Reporting Country:		DAC Tab 2b Page 1
Sweden		
Period:		1984
1984		



Date: May 1985

Bilateral Flows

Million US Dollars

RECIPIENT	GRANTS	OFFICIAL EXPORT CREDITS		OTHER LONG-TERM CAPITAL ¹		TOTAL NET	INTEREST RECEIVED
		AMOUNT EXTENDED	AMOUNT RECEIVED	AMOUNT EXTENDED	AMOUNT RECEIVED		
	[2,0,1]	[2,0,2]	[2,0,3]	[2,0,4]	[2,0,5]	[2,0,6]	[2,0,7]
I. EUROPE, Total	16	4.35	8.58			- 4.23	
Cyprus	030						
Gibraltar	035						
Greece	040		0.36			- 0.36	
Malta	045						
Portugal	009	0.85	5.21			- 4.36	
Turkey	065						
Yugoslavia	050	3.50	3.01			0.49	
Europe unallocated	069						
II. AFRICA, Total		112.79	23.94			88.85	
II. A. North of Sahara, Total		108.20	19.95			88.25	
Algeria	130	90.31	8.34			81.97	
Egypt	142	6.89	5.20			1.69	
Libya	133						
Morocco	136						
Tunisia	138	11.00	6.41			4.59	
North of Sahara unallocated	189						
II. B. South of Sahara, Total		4.59	3.99			0.60	
Angola	225						
Benin	236						
Botswana	227						
Burkina Faso	207						
Burundi	228						
Cameroon	229		0.12			- 0.12	
Cape Verde	230						
Central African Rep.	231						
Chad	232						
Comoros	233						
Congo	234						
Djibouti	274						
Equatorial Guinea ²	245						
Ethiopia	238		0.24			- 0.24	
Gabon	239						
Gambia	240	0.36				0.36	
Ghana	241						
Guinea	243						
Guinea-Bissau	244						
Ivory Coast	247						
Kenya ²	248						
Lesotho	249	1.21				1.21	
Liberia	261		0.61			- 0.61	
Madagascar	262						
Mali	253	1.57	0.36			1.21	
Mali	255						
Mauritania	266						
Mauritius	267						
Mayotte	268						

1. Including re-financing and refinancing credits which should be shown separately in a footnote.
 2. Formerly the territory of Spanish Guinea, including the island of Fernando Po.
 3. Includes amounts granted through the East African Community.

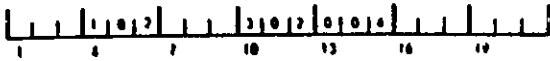
DAC QUESTIONNAIRE

OOF-DIBB.

1985 EDITION

DESTINATION OF OTHER OFFICIAL FLOWS
(DISBURSEMENTS)

Reporting Country:		DAC Tab 2b
Sweden		
Period:	1984	Page 2



Date: May 1985

Bilateral Flows

Million US Dollars

RECIPIENT	GRANTS	OFFICIAL EXPORT CREDITS		OTHER LONG-TERM CAPITAL ¹		TOTAL NET	INTEREST RECEIVED
		AMOUNT EXTENDED	AMOUNT RECEIVED	AMOUNT EXTENDED	AMOUNT RECEIVED		
	[2,0,1] 16	[2,0,2] 9	[2,0,3] 9	[2,0,4] 9	[2,0,5] 9	[2,0,6] 9	[2,0,7] 9
I. AFRICA (cont'd)							
I. B. South of Sahara (cont'd)							
Mozambique	259						
Niger	260		0.24			- 0.24	
Nigeria	261		0.12			- 0.12	
Reunion	264						
Rwanda	266						
St. Helena ²	276						
Sao Tome & Principe	268						
Senegal	269						
Seychelles	270						
Sierra Leone	272						
Somalia	273						
Sudan	278						
Swaziland	280						
Tanzania ³	282		1.82			- 1.82	
Togo	283						
Uganda ³	285						
Zaire	275						
Zambia	264	1.45				1.45	
Zimbabwe	265		0.48			- 0.48	
E.A.C. ⁴	237						
DOM South of Sahara unaff.	290						
TOM South of Sahara unaff.	291						
DOM/TOM S. of S. unaff.	292						
EAM ⁵ unallocated	296						
EAMA ⁵ unallocated	294						
South of Sahara unallocated	288						
I. C. Africa unspalled	298						
II. AMERICA, Total		93.45	23.21			70.24	
II. A. North & Central, Total		65.89	14.26			51.63	
Anguilla	376						
Antigua	377						
Bahamas	328	27.81				27.81	
Barbados	329						
Belize	362						
Bermuda	331	2.05	2.05			0	
Cayman Islands	386						
Costa Rica	336		0.97			- 0.97	
Cuba	338						
Dominica	378						
Dominican Republic	340						
El Salvador	342						
Grenada	381						

1. Including re-advance and refinancing credits which should be shown separately in a footnote.
 2. Including the following islands: Ascension, Tristan da Cunha, Inaccessible, Nightingale, South.
 3. Each one of countries provided through the East African Community.
 4. East African Community. Specify in a footnote the countries going to Kenya, Tanzania and Uganda, respectively.
 5. African and Malagasy States.
 6. Associated African and Malagasy States.

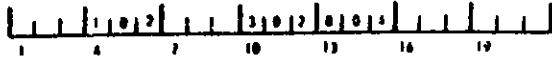
DAC QUESTIONNAIRE

OOF-DISS.

1985 EDITION

DESTINATION OF OTHER OFFICIAL FLOWS
(DISBURSEMENTS)

Reporting Country:		DAC Tab 2b Page 3
Sweden		
Period 1984		



Date: May 1985

Bilateral Flows

Million US Dollars

RECIPIENT	GRANTS.	OFFICIAL EXPORT CREDITS		OTHER LONG-TERM CAPITAL ¹		TOTAL NET	INTEREST RECEIVED
		AMOUNT EXTENDED	AMOUNT RECEIVED	AMOUNT EXTENDED	AMOUNT RECEIVED		
	[2,0,1] 7	[2,0,2] 7	[2,0,3] 7	[2,0,4] 7	[2,0,5] 7	[2,0,6] 7	[2,0,7] 7
III. AMERICA (cont'd)							
III. A. North & Central (cont'd)							
Guadeloupe	345						
Guatemala	347						
Haiti	349						
Honduras	351						
Jamaica	354						
Marriage	356						
Mexico	359	24.30	8.95			15.35	
Montserrat	365						
Netherlands Antilles ²	361						
Nicaragua	364	2.90	0.24			2.66	
Panama	366	8.83	2.05			6.78	
St. Kitts -Nevis	382						
St. Lucia	383						
St. Pierre & Miquelon	374						
St. Vincent	384						
Trinidad & Tobago	375						
Turks & Caicos Islands	387						
Virgin Islands (Br.)	388						
West Indies unallocated	380						
DOM N. & C. America unall.	332						
N. & C. America unall.	389						
III. B. South, Total		27.56	8.95			18.61	
Argentina	425	1.57	1.45			0.12	
Bolivia	428						
Brazil	431	0.12				0.12	
Chile	434		0.36			- 0.36	
Colombia	437	6.29	5.33			0.96	
Ecuador	440	11.36				11.36	
Falkland Islands	443						
Guiana, French	448						
Guyana	446						
Paraguay	451		0.24			- 0.24	
Peru	454	0.12	0.12			0	
Suriname	457						
Uruguay	460		0.24			- 0.24	
Venezuela	463	8.10	1.21			6.89	
South America unallocated	488						
III. C. America unspecified	488						
IV. ASIA, Total		156.44	132.61			23.83	
IV. A. Middle East, Total		10.15	105.54			-95.39	
Bahrain	530		0.12			- 0.12	
Iran	540						

1. Including reconstituted and refinancing credits which should be shown separately in a footnote.
2. Non-eligible Arab, Guinea, Guyana, Haiti, St. Kitts, St. Lucia, St. Vincent, St. Martin (French part)

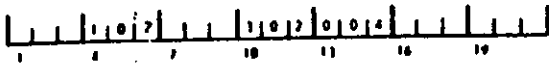
DAC QUESTIONNAIRE

DOF-DIBB.

1985 EDITION

DESTINATION OF OTHER OFFICIAL FLOWS
(DISBURSEMENTS)

Reporting Country:	Sweden	DAC Tab 2b
Period:	1984	Page 4



Date May, 1985

Bilateral Flows

All in US Dollars

RECIPIENT	GRANTS	OFFICIAL EXPORT CREDITS		OTHER LONG-TERM CAPITAL ¹		TOTAL NET	INTEREST RECEIVED
		AMOUNT EXTENDED	AMOUNT RECEIVED	AMOUNT EXTENDED	AMOUNT RECEIVED		
	[2,0,1] 7	[2,0,2] 7	[2,0,3] 7	[2,0,4] 7	[2,0,5] 7	[2,0,6] 7	[2,0,7] 7
IV. ABIA (cont'd)							
IV. A. Middle East (cont'd)							
Iraq	643					1.44	
Israel	646	9.06	7.62			- 0.97	
Jordan	649		0.97			- 0.24	
Kuwait	652		0.24				
Lebanon	655						
Oman	658						
Qatar	661						
Saudi Arabia	666		95.14			- 95.14	
Syria	673						
United Arab Emirates ²	676		0.73			- 0.73	
Yemen	680		0.12			- 0.12	
Yemen, Dem. ³	670	1.09	0.60			0.49	
Middle East unallocated	689						
IV. B. South, Total		14.87	0.36			14.51	
Afghanistan	625						
Bangladesh	648						
Bhutan	630						
Burma	636		0.24			- 0.24	
India ⁴	645	3.87	0.12			3.75	
India Bean ⁵	610						
Maldives	655						
Nepal	660						
Pakistan ⁴	665						
Sri Lanka	640	11.00				11.00	
South Asia unallocated	688						
IV. C. Far East, Total		131.42	26.71			104.71	
Brunei	725					6.30	
China, Peoples Rep.	730	12.10	5.90			- 1.94	
Hong Kong	736		1.94			30.59	
Indonesia	738	34.82	4.23				
Kampuchea	728						
Korea, Rep.	742	69.39	3.63			65.76	
Laos	746						
Macao	748						
Malaysia	751	12.69	1.93			10.76	
Mekong Delta Project	752						
Philippines	756		0.24			- 0.24	
Singapore	761	1.21	7.13			- 5.92	
Taiwan	732	1.21	0.12			1.09	
Thailand	764		1.69			- 1.69	
Timer	766						
Viet Nam, Soc. Rep.	768						
Far East Asia unallocated	769						
Mongolia	753						
IV. D. Asia unspecified	796						

1. Including reworking and refinancing credits which should be shown separately in a footnote.
 2. Also Brunei, Oman, Qatar, Kuwait, King of Saudi Arabia, Bahrain, and Oman of Kuwait.
 3. Including India and various refinancing and credits.
 4. Excludes of amounts provided through the India Bean Development Fund.
 5. India Bean Development Fund. Specify in a footnote the amounts going to India and Pakistan respectively.

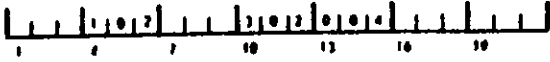
DAC QUESTIONNAIRE

OOF-DISB.

1985 EDITION

DESTINATION OF OTHER OFFICIAL FLOWS
(DISBURSEMENTS)

Reporting Country:		DAC Tab 2b
Sweden		
Period: 1984		Page 6



Date May 1985

Bilateral and multilateral flows

Million US Dollars

RECIPIENT	GRANTS	OFFICIAL EXPORT CREDITS		OTHER LONG-TERM CAPITAL ¹		TOTAL NET	INTEREST RECEIVED
		AMOUNT EXTENDED	AMOUNT RECEIVED	AMOUNT EXTENDED	AMOUNT RECEIVED		
	[2,0,1] 7	[2,0,2] 7	[2,0,3] 7	[2,0,4] 7	[2,0,5] 7	[2,0,6] 7	[2,0,7] 7
V. OCEANIA, Total							
Cook Islands	831						
Fiji	832						
Kiribati	838						
Nauru	846						
New Caledonia	860						
Niue Island	866						
Pacific Islands (USI) ²	868						
Papua New Guinea	882						
Polynesia, French ³	840						
Solomon Islands	888						
Tokelau Islands	888						
Tonga	878						
Tuvalu	872						
Vanuatu	864						
Wallis & Futuna	876						
Western Samoa	888						
TOM Oceania unspecified	881						
Oceania unspecified	888						
VI. LDC's unspecified	888						
VII. BILATERAL, Total		367.03	188.34			178.69	
VIII. Supporting funds to private sector, total of which for:							
a) export credits							
(= item E.A.1.2. of DAC 8)							
b) direct investment							
(= item E.A.2.1. of DAC 8)							
IX. BILATERAL TOTAL (VII + VIII)							
1. BFO	801						
2. BO	808						
3. A.O.B.	815						
4. W.O.B.	813						
5. Other (specify)	889						
MULTILATERAL TOTAL							

1. Including multilateral and remaining credits which should be shown separately in a footnote.
 2. Trust Territory of the Pacific Islands, Caroline Islands, Marshall Islands, and Mariana Islands (except Guam).
 3. Comprising the Society Islands including Tokelau, the Austral Islands, the Tuamotu-Samoa Group, and the Marquesas Islands.

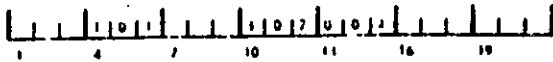
DAC QUESTIONNAIRE

ODA-COM.

1985 EDITION

DESTINATION OF OFFICIAL DEVELOPMENT ASSISTANCE
(COMMITMENTS)

Reporting Country	Sweden	DAC Tab 3a
Period	1984	Page 1



Date May 1985

Bilateral Flows

Million US Dollars

RECIPIENT	GRANTS	CAPITAL SUBSCRIPTIONS	LOANS AND OTHER LONG-TERM CAPITAL ¹	TOTAL	TECHNICAL ASSISTANCE
	[3,0,1] 7	[3,1,0] 7	[3,0,4] 7	[3,0,5] 7	[3,0,6] 7
I. EUROPE, Total	0.11			0.11	0.11
Cyprus	030				
Czechia	036				
Greece	040				
Malta	045				
Portugal	000	0.11		0.11	0.11
Turkey	055				
Yugoslavia	000				
Europe unallocated	000				
II. AFRICA, Total	285.27			285.27	64.48
II. A. North of Sahara, Total	5.28			5.28	1.15
Algeria	130	1.39		1.39	0.29
Egypt	142	1.25		1.25	0.51
Libya	133				
Morocco	136	0.12		0.12	
Tunisia	130	2.52		2.52	0.35
North of Sahara unallocated	100				
II. B. South of Sahara, Total	271.35			271.35	63.15
Angola	225	17.38		17.38	2.27
Benin	236				
Botswana	227	10.94		10.94	3.07
Burkina Faso	207				
Burundi	220				
Cameroon	229				
Cape Verde	230	7.60		7.60	0.73
Central African Rep.	231				
Chad	232	0.42		0.42	
Comoros	233				
Congo	234				
Djibouti	274				
Equatorial Guinea ²	245				
Ethiopia	230	21.40		21.40	4.06
Gabon	230				
Gambia	240				
Ghana	241				
Guinea	243				
Guinea-Bissau	244	9.53		9.53	3.46
Ivory Coast	247				
Kenya ³	240	29.21		29.21	2.90
Lesotho	240	8.03		8.03	3.19
Liberia	251				
Madagascar	262	0.05		0.05	
Malawi	263				
Mali	265	1.19		1.19	
Mauritania	264				
Mauritius	267				
Mozambique	268				

1. Including revaluating and refinancing credits which should be shown separately, in a footnote.
2. Formerly the territory of Spanish Guinea, including the island of Fernando Po.
3. Excludes amounts provided through the East African Community.

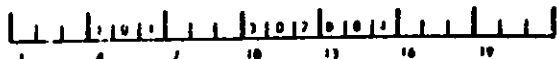
DAC QUESTIONNAIRE

ODA - COM

DESTINATION OF OFFICIAL DEVELOPMENT ASSISTANCE
(COMMITMENTS)

Reporting Country	Sweden	DAC Tab 3a
Period	1984	Page 2

1985 EDITION



Date May 1985

Bilateral Flows

Million US Dollars

RECIPIENT	GRANTS	CAPITAL SUBSCRIPTIONS	LOANS AND OTHER LONG-TERM CAPITAL ¹	TOTAL	TECHNICAL ASSISTANCE
	[3,015] 7	[2,140] 7	[3,043] 7	[3,015] 7	[3,016] 7
A. AFRICA (cont'd)					
B. South of Sahara (cont'd)					
Mozambique	257 36.85			36.85	8.08
Niger	287 0.29			0.29	0.29
Nigeria	291				
Rouman	284				
Rwanda	286				
St. Helena ²	276				
Sao Tome & Principe	288 0.12			0.12	
Senegal	289				
Seychelles	270 0.25			0.25	0.01
Serra Leone	272				
Somalia	273 0.98			0.98	0.98
Sudan	278 1.75			1.75	0.30
Swaziland	280 1.21			1.21	0.39
Tanzania ³	282 55.49			55.49	19.65
Togo	283				
Uganda ³	285 0.50			0.50	
Zaire	236				
Zambia	298 22.78			22.78	7.72
Zimbabwe	288 21.55			21.55	4.87
E.A.C. ⁴	237				
DOM South of Sahara unall.	290				
TOM South of Sahara unall.	291				
DOM/TOM S. of S. unall.	292				
EAM ⁵ unallocated	296				
EAMA ⁶ unallocated	294				
South of Sahara unallocated	298 23.03			23.03	1.18
B. C. Africa unspecified	298 8.64			8.64	0.18
II. AMERICA, Total	35.52			35.52	8.63
III. A. North & Central	25.53			25.53	7.48
Anguilla	376				
Antigua	377				
Bahamas	328				
Barbados	329				
Belize	352				
Bermuda	331				
Cayman Islands	386				
Costa Rica	336 0.50			0.50	0.10
Cuba	338 2.20			2.20	1.79
Dominica	378				
Dominican Republic	340 0.54			0.54	0.54
El Salvador	342 3.68			3.68	
Grenada	381				

1. Including reworking and refinancing credits which should be shown separately in a footnote
 2. Including the following islands: Antigua, Tobago, St. Kitts, Nevis, St. Vincent, the Grenadines, St. Lucia
 3. Includes all amounts provided through the East African Community.
 4. East African Community. Specify in a footnote the amounts going to Kenya, Tanzania and Uganda respectively.
 5. African and Malagasy States.
 6. Antigua and Barbuda and Malagasy States.

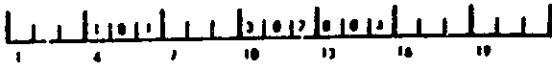
DAC QUESTIONNAIRE

ODA - COM.

1985 EDITION

DESTINATION OF OFFICIAL DEVELOPMENT ASSISTANCE
(COMMITMENTS)

Reporting Country:	Sweden	DAC
Period:	1984	Tab 3a
		Page 3



Date: May 1985

Bilateral Flows

Million US Dollars

RECIPIENT	GRANTS	CAPITAL SUBSCRIPTIONS	LOANS AND OTHER LONG-TERM CAPITAL ¹	TOTAL	TECHNICAL ASSISTANCE
	(3,011) 7	(2,110) 7	(3,014) 7	(3,015) 7	(3,016) 7
III. AMERICA (cont'd)					
III. A. North & Central (cont'd)					
Guadeloupe	046				
Guatemala	047 2.06		*	2.06	
Haiti	049				
Honduras	051				
Jamaica	054 0.31			0.31	0.16
Martinique	056				
Mexico	058 0.45			0.45	0.04
Montserrat	065				
Netherlands Antilles ²	061				
Nicaragua	064 15.74			15.74	4.80
Panama	066 0.05			0.05	0.05
St. Kitts-Nevis	082				
St. Lucia	083				
St. Pierre & Miquelon	074				
St. Vincent	084				
Trinidad & Tobago	075				
Turks & Caicos Islands	087				
Virgin Islands (Br.)	088				
West Indies unaffiliated	080				
DOM N. & C. America unaff.	032				
N. & C. America unaff.	080				
III. B. South, Total	5.79			5.79	0.24
Argentina	425 1.33			1.33	
Bolivia	420 0.37			0.37	0.08
Brazil	431 0.12			0.12	
Chile	434 2.49			2.49	
Colombia	437				
Ecuador	440 0.29			0.29	0.16
Falkland Islands	443				
Guiana, French	440				
Guyana	446				
Paraguay	451 0.29			0.29	
Peru	454 0.50			0.50	
Suriname	457				
Uruguay	400 0.40			0.40	
Venezuela	453				
South America unaffiliated	400				
III. C. America unspecified	4.20			4.20	0.91
IV. ABIA, Total	155.46			155.46	30.32
IV. A. Middle East, Total	0.68			0.68	0.20
Bahrain	530				
Iran	540				

1. Including restructuring and refinancing credits which should be shown separately in a later part.
2. May include Aruba, Guernsey, Curacao, Saba, St. Eustace, St. Martin (Southern part)

1985 EDITION

DAC QUESTIONNAIRE

DESTINATION OF OFFICIAL DEVELOPMENT ASSISTANCE
(COMMITMENTS)

Reporting Country	Sweder	DAC Tab 3a
Period		

1	2	3	4	5	6	7	8	9	10	11	12	13	14	15	16	17	18	19	20
---	---	---	---	---	---	---	---	---	----	----	----	----	----	----	----	----	----	----	----

Date May 1985

Bilateral Flows

Million US Dollars

RECIPIENT	GRANTS	CAPITAL SUBSCRIPTIONS	LOANS AND OTHER LONG-TERM CAPITAL ¹	TOTAL	TECHNICAL ASSISTANCE
	[3,0,1] 7	[3,1,0] 7	[3,0,4] 7	[3,0,5] 7	[3,0,6] 7
IV. ABIA (cont'd)					
IV. A. Middle East (cont'd)					
Iraq	543 0.02			0.02	0.02
Israel	546				
Jordan	549				
Kuwait	552				
Lebanon	555 0.48			0.48	
Oman	558				
Qatar	561				
Saudi Arabia	568				
Syria	573 0.01			0.01	0.01
United Arab Emirates ²	576				
Yemen	580				
Yemen, Dem. ³	570 0.17			0.17	0.17
Middle East unallocated	589				
IV. B. South, Total	96.80			96.80	12.68
Afghanistan	625 0.79			0.79	
Bangladesh	646 17.75			17.75	1.31
Bhutan	630				
Burma	635				
India ⁴	645 43.08			43.08	3.30
India Bean ⁵	660				
Maldives	655				
Nepal	660 0.22			0.22	
Pakistan ⁶	645 1.24			1.24	0.46
Sri Lanka	640 32.93			32.93	7.55
South Asia unallocated	589 0.79			0.79	0.06
IV. C. For East, Total	57.05			57.05	17.44
Brunei	725				
China, Peoples Rep.	730 1.08			1.08	0.79
Hong Kong	736				
Indonesia	738				
Kampuchea	728 3.27			3.27	
Korea, Rep.	742				
Laos	745 7.56			7.56	2.13
Macao	748				
Malaysia	751				
Mekong Delta Project	752				
Philippines	755 0.18			0.18	
Singapore	761				
Taiwan	732				
Thailand	764 0.31			0.31	
Timor	765				
Viet Nam, Soc. Rep.	788 44.52			44.52	14.39
For East Asia unallocated	789 0.13			0.13	0.13
Mongolia	783				
IV. D. Asia unallocated	798 0.93			0.93	

1. Including restructing and refinancing credits which should be shown separately in a footnote
2. Abu Dhabi, Ajman, Dubai, Fujairah, Ras al Khaimah, Sharjah, and Umm al Quwain
3. Including AID and normal initiatives and credits
4. Excludes amounts provided through the India Bean Development Fund
5. India Bean Development Fund. Specify in a footnote the amounts going to India and Pakistan respectively.

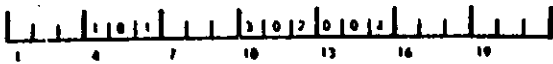
DAC QUESTIONNAIRE

ODA - COM.

1986 EDITION

DESTINATION OF OFFICIAL DEVELOPMENT ASSISTANCE
(COMMITMENTS)

Reporting Country: Sweden	DAC Tab 3a
Period: 1984	Page 5



Date: May 1985

Bilateral Flows

Million US Dollars

RECIPIENT	GRANTS	CAPITAL SUBSCRIPTIONS	LOANS AND OTHER LONG-TERM CAPITAL ¹	TOTAL	TECHNICAL ASSISTANCE
V. OCEANIA, Total	3,017	3,110	3,014	3,013	3,016
Cook Islands	031				
Fiji	032				
Kiribati	036				
Nauru	045				
New Caledonia	050				
Niue Island	056				
Pacific Islands (USP) ²	068				
Papua New Guinea	082				
Polynesia, French ³	040				
Solomon Islands (Br.)	066				
Tokelau Islands	068				
Tonga	070				
Tuvalu	072				
Vanuatu	064				
Wallis & Futuna	076				
Western Samoa	080				
TOM Oceania unallocated	081				
Oceania unallocated	088				
VI. LDC's unspecified	100.02			100.02	31.17
VII. BILATERAL, Total	576.38			576.38	134.71

1. Including re-allocating and re-financing credits which should be shown separately in a footnote.
 2. Trust Territory of the Pacific Islands: Cook Islands, Marshall Islands, and Micronesia (except Guam).
 3. Comprising the Society Islands (including Tahiti), the Austral Islands, the Tuamotu-Samoa Group, and the Phoenix Islands.

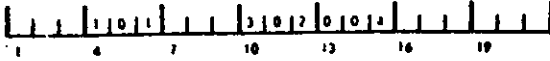
DAC QUESTIONNAIRE

ODA-COM.

1985 EDITION

DESTINATION OF OFFICIAL DEVELOPMENT ASSISTANCE
(COMMITMENTS)

Reporting Country	Sweden	DAC Tab 3a
Period	1984	Page 7



Date: May 1985

Multilateral Flows

Million US Dollars

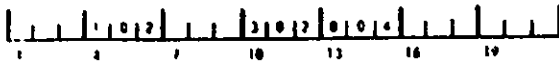
RECIPIENT	GRANTS	CAPITAL SUBSCRIPTIONS	LOANS AND OTHER LONG-TERM CAPITAL ¹	TOTAL	TECHNICAL ASSISTANCE
	3,011	3,218	3,014	3,015	3,014
D. Total Regional Banks (14 to 23) (cont'd)					
15. As.D.B.Sp.F. Asian Development Bank-Special Fund	018	7.62		7.62	
16. IDB Inter-American Development Bank	009				
17. IDB Sp.F. Inter-American Development Bank-Special Fund	012				
18. Af.D.B. African Development Bank	013	2.21		2.21	
18. Af.D.F. African Development Fund	014	12.68		12.68	
20. Car.D.B. Caribbean Development Bank	008				
21. C.A.E.I. Central American Bank for Economic Integration	010				
22. Af.Sol.F. African Solidarity Fund	072				
23. Total Other Regional Banks and Special Funds (specify)					
E. Other multilateral agencies	3.75			3.75	
24. IFAD International Fund for Agricultural Development	000				
25. IMF Interest Subsidy Account	055				
26. IMF Trust Fund	066				
27. EFTA Fund for Portugal	037				
28. Total Other Multilateral (specify)	000	3.75		3.75	
Disabled People's International		0.12		0.12	
IUCN		0.05		0.05	
World Commission on Environment & Development		0.07		0.07	
Inter Press Service		0.12		0.12	
Global Committee of Parliamentarians on Population & Development		0.02		0.02	
CGIAR		3.26		3.26	
ICTP		0.11		0.11	
Multilateral Total (A + B + C + D + E)	139.54	75.76		215.30	

DAC QUESTIONNAIRE

DESTINATION OF OTHER OFFICIAL FLOWS
(COMMITMENTS)

1985 EDITION

Reporting Country:	Sweden	DAC
Period:	1984	Tab 3b
		Page 1



Date May 1985

Bilateral Flows

Million US Dollars

RECIPIENT	GRANTS	OFFICIAL EXPORT CREDITS	LOANS AND OTHER LONG-TERM CAPITAL ¹	TOTAL
	<u>3,0,1</u> 7	<u>3,0,2</u> 7	<u>3,0,3</u> 7	<u>3,0,4</u> 7
I. EUROPE, Total		4.35		4.35
Cyprus	030			
Cyprus	035			
Greece	040			
Malta	045			
Portugal	009	0.85		0.85
Turkey	055			
Yugoslavia	080	3.50		3.50
Europe unallocated	089			
II. AFRICA, Total		112.79		112.79
II A. North of Sahara, Total		108.20		108.20
Algeria	130	90.31		90.31
Egypt	142	6.89		6.89
Libya	133			
Morocco	136			
Tunisia	139	11.00		11.00
North of Sahara unallocated	189			
II B. South of Sahara, Total		4.59		4.59
Angola	225			
Benin	236			
Botswana	227			
Butana Faso	287			
Burundi	228			
Cameroon	229			
Cape Verde	230			
Central African Rep	231			
Chad	232			
Comoros	233			
Congo	234			
Djibouti	274			
Equatorial Guinea ²	245			
Ethiopia	238			
Gabon	239			
Gambia	240	0.36		0.36
Ghana	241			
Guinea	243			
Guinea-Bissau	244			
Ivory Coast	247			
Kenya ³	248			
Lesotho	249	1.21		1.21
Liberia	251			
Madagascar	252			
Malawi	253	1.57		1.57
Mali	255			
Mauritania	256			
Mauritius	257			
Mozambique	258			

¹ Including recrediting and refinancing credits which should be shown separately in a footnote
² Formerly the territory of Spanish Guinea, including the island of Fernando Po
³ Exclusive of amounts provided through the East African Community

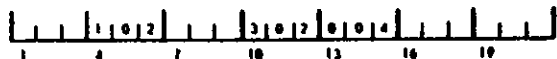
DAC QUESTIONNAIRE

C)F-COM.

1985 EDITION

DESTINATION OF OTHER OFFICIAL FLOWS
(COMMITMENTS)

Reporting Country:	Sweden	DAC
Period:	1984	Tab 3b Page 2



Date: May 1985

Bilateral Flows

Million US Dollars

RECIPIENT	GRANTS	OFFICIAL EXPORT CREDITS	LOANS AND OTHER LONG-TERM CAPITAL ¹	TOTAL
	(3,0,1) 7	(3,0,2) 7	(3,0,3) 7	(3,0,4) 7
B. AFRICA (cont'd)				
B. B. South of Sahara (cont'd)				
Mozambique	259			
Niger	260			
Nigeria	261			
Reunion	264			
Rwanda	266			
St Helena ²	276			
Sao Tome & Principe	268			
Senegal	269			
Seychelles	270			
Serra Leone	272			
Somalia	273			
Sudan	278			
Swaziland	280			
Tanzania ³	282			
Togo	283			
Uganda ³	285			
Zaire	235			
Zambia	288	1.45		1.45
Zimbabwe	265			
E.A.C. ⁴	237			
DOM South of Sahara unall.	290			
TOM South of Sahara unall.	291			
DOM/TOM S. of S. unall.	292			
EAM ⁵ unallocated	296			
EAMA ⁶ unallocated	294			
South of Sahara unallocated	289			
B. C. Africa unspecified	298			
III. AMERICA, Total		93.45		93.45
III. A. North & Central, Total		65.89		65.89
Anguilla	376			
Antigua	377			
Bahamas	328	27.81		27.81
Barbados	329			
Belize	352			
Bermuda	331	2.05		2.05
Cayman Islands	386			
Costa Rica	336			
Cuba	330			
Dominica	378			
Dominican Republic	340			
El Salvador	342			
Grenada	381			

1. Including reamortizing and refinancing credits which should be shown separately in a footnote
 2. Including the following islands: Antigua, Tranan de Coche, Nevis, St. Kitts, Nevis, Anguilla, Guayana
 3. Excludes of amounts provided through the East African Community
 4. East African Community. Specify in a footnote the amounts going to Kenya, Tanzania and Uganda, respectively
 5. African and Malagasy States.
 6. Associated African and Malagasy States.

DAC QUESTIONNAIRE

1985 EDITION

DESTINATION OF OTHER OFFICIAL FLOWS
(COMMITMENTS)

Reporting Country:	Sweden	DAC Tab 3b
Period:	1984	Page 3

1	2	3	4	5	6	7	8	9	10	11	12	13	14	15	16	17	18	19	20
		1	0	2					3	0	2		0	0	4				

Date May 1985

Bilateral Flows

Million US Dollars

RECIPIENT	GRANTS	OFFICIAL EXPORT CREDITS	LOANS AND OTHER LONG-TERM CAPITAL ¹	TOTAL
	(3,6,1) 7	(3,0,2) 7	(3,0,2) 7	(3,0,4) 7
III. AMERICA (cont'd)				
IV. A. North & Central (cont'd)				
Guadeloupe	345			
Guatemala	347			
Haiti	349			
Honduras	351			
Jamaica	354			
Martinique	356			
Mexico	358	24.30		24.30
Montserrat	365			
Netherlands Antilles ²	361			
Nicaragua	364	2.90		2.90
Panama	366	8.83		8.83
St. Kitts-Nevis	362			
St. Lucia	363			
St. Pierre & Miquelon	374			
St. Vincent	384			
Trinidad & Tobago	375			
Turks & Caicos Islands	387			
Virgin Islands (Br.)	388			
West Indies unallocated	380			
DOM N. & C. America unall.	332			
N. & C. America unall.	389			
III. B. South, Total		27.56		27.56
Argentina	425	1.57		1.57
Bolivia	428			
Brazil	431	0.12		0.12
Chile	434			
Colombia	437	6.29		6.29
Ecuador	440	11.36		11.36
Falkland Islands	443			
Guinea, French	448			
Guyana	446			
Paraguay	451			
Peru	454	0.12		0.12
Suriname	457			
Uruguay	460			
Venezuela	463	8.10		8.10
South America unallocated	469			
III. C. Americas unspecified	498			
IV. ANA, Total		156.44		156.44
IV. A. Middle East, Total		10.15		10.15
Bahrain	530			
Iran	540			

1 Including rechanneling and refinancing credits which should be shown separately in a footnote
2 Main islands: Antio, Bonaire, Curacao, Saba, St. Eustatius, St. Martin (Southern part)

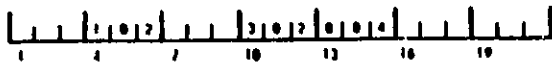
DAC QUESTIONNAIRE

OOF-COM.

1985 EDITION

DESTINATION OF OTHER OFFICIAL FLOWS
(COMMITMENTS)

Reporting Country	Sweden	DAC Tab 3b
Period	1984	Page 4



Date May, 1985

Bilateral Flows

Million US Dollars

RECIPIENT	GRANTS	OFFICIAL EXPORT CREDITS	LOANS AND OTHER LONG-TERM CAPITAL ¹	TOTAL
	[3,0,1]	[3,0,2]	[3,0,3]	[3,0,4]
IV. ASIA (cont'd)				
IV. A. Middle East (cont'd)				
Iraq	543			
Israel	546	9.06		9.06
Jordan	548			
Kuwait	552			
Lebanon	555			
Oman	558			
Qatar	561			
Saudi Arabia	566			
Syria	573			
United Arab Emirates ²	576			
Yemen	580			
Yemen, Dem ³	570	1.09		1.09
Middle East unallocated	589			
IV. B. South, Total		14.87		14.87
Afghanistan	625			
Bangladesh	646			
Bhutan	630			
Burma	635			
India ⁴	645	3.87		3.87
Indus Basin ⁵	650			
Maldives	655			
Nepal	660			
Pakistan ⁶	685			
Sri Lanka	640	11.00		11.00
South Asia unallocated	699			
IV. C. Far East, Total		131.42		131.42
Brunei	725			
China, Peoples Rep.	730	12.10		12.10
Hong Kong	735			
Indonesia	738	36.82		36.82
Kampuchea	728			
Korea, Rep.	742	69.39		69.39
Laos	745			
Macao	748			
Malaysia	751	12.69		12.69
Mekong Delta Project	752			
Philippines	755			
Singapore	761	1.21		1.21
Taiwan	732	1.21		1.21
Thailand	764			
Timer	765			
Viet Nam, Soc. Rep.	769			
Far East Asia unallocated	799			
IV. D. Asia unspecified	790			

1. Including re-structuring and refinancing credits which should be shown separately in a footnote
 2. Abu Dhabi, Ajman, Dubai, Fujairah, Ras of Khaimah, Sharjah, and Umm al-Qaywayn
 3. Including Asean and various sub-regional and countries
 4. Includes all projects provided through the India Basin Development Fund
 5. India Basin Development Fund. Specify in a footnote the projects given to India and Pakistan, respectively

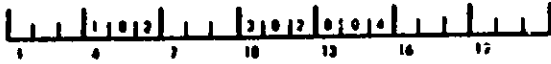
DAC QUESTIONNAIRE

OOF-COM.

1985 EDITION

DESTINATION OF OTHER OFFICIAL FLOWS
(COMMITMENTS)

Reporting Country:	Sweden	DAC Tab 3b
Period:	1984	Page 8



Date: May, 1985

Bilateral and multilateral flows

Million US Dollars

RECIPIENT	GRANTS	OFFICIAL EXPORT CREDITS	LOANS AND OTHER LONG-TERM CAPITAL ¹	TOTAL
	[3,0,1] 7	[3,0,2] 7	[3,0,3] 7	[3,0,4] 7
V. OCEANIA, Total				
Cook Islands	831			
FI	832			
Kiribati	838			
Nauru	846			
New Caledonia	850			
Niu Island	856			
Pacific Islands (US) ²	858			
Papua New Guinea	862			
Polynesia, French ³	840			
Solomon Islands (Br.)	868			
Tokelau Islands	868			
Tonga	870			
Tuvalu	872			
Vanuatu	864			
Wallis & Futuna	876			
Western Samoa	880			
TOM Oceania unspecified	881			
Oceania unspecified	888			
VI. LDC's unspecified	888	367.03		367.03
VII. BILATERAL, Total				
VIII. Supporting funds to private sector, total of which for:				
a) export credits (= item EA.1.2. of DAC II)				
b) direct investment (= item EA.2.1. of DAC II)				
IX. BILATERAL TOTAL (VI + VIII)				
1. BRD	901			
2. IDB	908			
3. A.D.F.	915			
4. A.D.B.	917			
5. Other (specify)	988			
MULTILATERAL TOTAL				

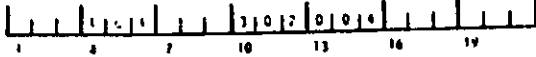
1. Including reconditioning and refinancing credits which should be shown separately in a footnote.
2. Trust Territory of the Pacific Islands: Caroline Islands, Marshall Islands, and Mariana Islands (except Guam).
3. Comprising the Society Islands (including Tahiti), the Austral Islands, the Tuamotu-Samoa Group, and the Phoenix Islands.

DAC QUESTIONNAIRE

1985 EDITION

DESTINATION OF PRIVATE DIRECT INVESTMENT
AND OTHER PRIVATE CAPITAL
(ASSETS)

Reporting Country:	Sweden	DAC Tab 4
Period:	1984	Page 1



Date: May 1985

Bilateral Flows

Million US Dollars

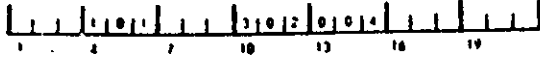
RECIPIENT	DIRECT INVESTMENT (NET) INCLUDING REINVESTED EARNINGS					OTHER SECURITIES AND CLAIMS		PRIVATE EXPORT CREDITS ¹		
	Manu- facturing Industries	Petroleum	Other Extractive Industries	Other Industries	Total	Total	of which: Non Bank Sector	Disburse- ments or Utilisations	Amortisation received	Net Amounts
	16	17	18	19	20	21	22	23	24	25
I. EUROPE, Total					-25.67			10.64	10.40	- 0.24
Cyprus	030									
Gibraltar	035								0.36	0.36
Greece	040								0.12	0.12
Malta	045									
Portugal	009								3.63	3.63
Turkey	065							6.41		- 6.41
Yugoslavia	080							4.23	6.29	2.06
Europe unallocated	089									
II. AFRICA, Total					- 6.05			30.34	30.58	0.24
II. A. North of Sahara, Total					- 1.21			17.41	22.12	4.71
Algeria	130							4.47	14.51	10.04
Egypt	142							12.09	5.68	- 6.41
Libya	133									
Morocco	136									
Tunisia	139							0.85	1.93	1.08
North of Sahara unallocated	189									
II. B. South of Sahara, Total					- 4.84			12.93	8.46	- 4.47
Angola	225									
Benin	236									
Botswana	227									
Burkina Faso	287									
Burundi	228									
Cameroon	229									
Cape Verde	230									
Central African Rep.	231									
Chad	232									
Comoros	233									
Congo	234									
Djibouti	274									
Equatorial Guinea ²	245									
Ethiopia	238							0.97	0.36	- 0.61
Gabon	239									
Gambia	240									
Ghana	241									
Guinea	243									
Guinea-Bissau	244									
Ivory Coast	247									
Kenya ³	248							1.57	0.36	- 1.21
Lesotho	249									
Liberia	251							3.26	2.42	- 0.84
Madagascar	252									
Malawi	253									
Mali	255									
Mauritania	256									
Mauritius	257									
Mayotte	258									

1. Including reestablishing and refinancing credits which should be shown separately in a footnote
 2. Formerly the territory of Spanish Guinea, including the island of Fernando Po
 3. Exclusive of amounts provided through the East African Community

1985 EDITION

DESTINATION OF PRIVATE DIRECT INVESTMENT
AND OTHER PRIVATE CAPITAL
(ASSETS)

Reporting Country		DAC Tab 4
Sweden		
Period	1984	Page 2



Date May 1985

Bilateral Flows

Million US Dollars

RECIPIENT	DIRECT INVESTMENT (NET) INCLUDING REINVESTED EARNINGS					OTHER SECURITIES AND CLAIMS		PRIVATE EXPORT CREDITS ¹		
	Manu- facturing industries	Petroleum	Other Extractive Industries	Other Industries	Total	Total	of which: Non Bank Sector	Disburse- ments or Utilisations	Amortisation received	Net Amounts
	4,011	0,077	4,013	4,014	4,015	4,111	4,017	4,018	4,019	4,110
II. AFRICA (cont'd)										
II. B. South of Sahara (cont'd)										
Mozambique								2.66	0.97	- 1.69
Niger								1.33	3.14	1.81
Nigeria										
Raunion										
Rwanda										
St. Helena ²										
Sao Tome & Principe										
Senegal										
Seychelles										
Sierra Leone										
Somalia										
Sudan										
Swaziland										
Tanzania ³								1.81		- 1.81
Togo								0.24	0.24	0
Uganda ³										
Upper Volta										
Zaire								0.97	0.97	0
Zambia								0.12		- 0.12
Zimbabwe										
E.A.C. ⁴										
DOM South of Sahara unaff.										
TOM South of Sahara unaff.										
DOM/TOM S. of S. unaff.										
EAMP unaffiliated										
EAMA ⁵ unaffiliated										
South of Sahara unaffiliated										
II. C. Africa unspecified										
III. AMERICA, Total					-41.34			213.62	145.07	-68.55
III. A. North & Central, Total					-14.02			30.95	32.40	1.45
Anguilla										
Antigua										
Bahamas										
Barbados									2.66	2.66
Belize								14.75	5.80	- 8.95
Bermude										
Cayman Islands								0.85		- 0.85
Costa Rica								0.60	1.93	1.33
Cuba										
Guatemala										
Dominican Republic										
El Salvador										
Grenada										

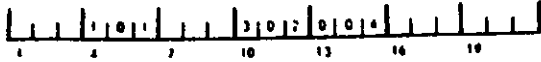
1. Including investments and reinvested earnings which should be shown separately in a footnote
 2. Including the following islands: Ascension, Tristan da Cunha, Inaccessible (Mighty), Gough
 3. Estimate of amounts provided through the East African Community
 4. East African Community. Security of a footnote the amount going to Kenya, Tanzania and Uganda respectively.
 5. African and Malagasy States
 6. Associated African and Malagasy States

DAC QUESTIONNAIRE

1985 EDITION

DESTINATION OF PRIVATE DIRECT INVESTMENT
AND OTHER PRIVATE CAPITAL
(ASSETS)

Reporting Country		DAC Tab 4 Page 3
Sweden		
Period	1984	



Date May 1985

Bilateral Flows

Million US Dollars

RECIPIENT	DIRECT INVESTMENT (NET) INCLUDING REINVESTED EARNINGS					OTHER SECURITIES AND CLAIMS		PRIVATE EXPORT CREDITS ¹			
	Manu- facturing industries	Petroleum	Other Extractive Industries	Other Industries	Total	Total	of which: Non Bank Sector	Disburse- ments or Utilizations	Amortisation received	Net Amounts	
	16	4,0,1	4,0,2	4,0,3	4,0,4	4,0,5	4,1,1	4,0,7	4,0,8	4,0,9	4,1,0
	7	7	7	7	7	7	7	7	7	7	7
III. AMERICA (cont'd)											
III. A. North & Central (cont'd)											
Guadeloupe	345										
Guatemala	347										
Haiti	349										
Honduras	351										
Jamaica	354										
Martinique	356										
Mexico	358							14.75	15.84	1.09	
Montserrat	365										
Netherlands Antilles ²	361										
Nicaragua	364										
Panama	366										
St Kitts-Nevis	362								6.17	6.17	
St Lucia	363										
St Pierre & Miquelon	374										
St Vincent	364										
Trinidad & Tobago	376										
Turks & Cocos Islands	367										
Virgin Islands (Br)	366										
West Indies unallocated	360										
DOM N & C America unal.	332										
N & C America unal.	369										
III. B. South. Total					-27.32			182.67	112.67	-70.00	
Argentina	426							2.30	8.47	6.17	
Bolivia	428							0.12	1.93	1.81	
Brazil	431							145.56	73.38	-72.18	
Chile	434							0.60	2.18	1.58	
Colombia	437							11.49	4.47	-7.02	
Ecuador	440							0.85	0.60	-0.25	
Falkland Islands	443										
Guiana, French	448										
Guyana	446										
Paraguay	451							0.48	0.85	0.37	
Peru	454							16.56	16.68	0.12	
Suriname	457										
Uruguay	460										
Venezuela	463							4.71	4.11	-0.60	
South America unallocated	469										
III. C. America unspecified	468										
IV. ASIA, Total					-26.72			141.69	32.04	-109.65	
IV. A. Middle East, Total					-1.22			129.35	9.18	-120.17	
Bahrain	530								0.12	0.12	
Iran	540								1.69	1.69	

¹ Including re-investing and refinancing credits which should be shown separately in 5 figures
² Main islands: Aruba, Bonaire, Curacao, Saba, St Eustachius, St Martin (Southern part)

DAC QUESTIONNAIRE

DESTINATION OF PRIVATE DIRECT INVESTMENT
AND OTHER PRIVATE CAPITAL
(ASSETS)

1985 EDITION

Reporting Country:	Sweden	DAC Tab 4
Period:	1984	Page 4

Date May 1985

Bilateral Flows

Million US Dollars

RECIPIENT	DIRECT INVESTMENT (NET) INCLUDING REINVESTED EARNINGS					OTHER SECURITIES AND CLAIMS		PRIVATE EXPORT CREDITS ¹		
	Manu- facturing industries	Petroleum	Other Extractive Industries	Other Industries	Total	Total	of which: Non Bank Sector	Disburse- ments or Utilisations	Amortisation received	Net Amounts
	4,011	4,027	4,023	4,024	4,051	4,111	4,077	4,081	4,079	4,101
IV. ASIA (cont'd)										
IV. A. Middle East (cont'd)										
Iraq	543							120.77		-120.77
Israel	546							2.54	3.87	1.33
Jordan	549									
Kuwait	552								0.12	0.12
Lebanon	555							0.48	0.72	0.24
Oman	558									
Qatar	561									
Saudi Arabia	566								1.33	1.33
Syria	573									
United Arab Emirates ²	576							5.08	0.73	- 4.35
Yemen	580									
Yemen, Dem. ³	570							0.48	0.60	0.12
Middle East unallocated	589									
IV. B. South. Total					- 1.93			0.13	0.86	0.73
Afghanistan	625									
Bangladesh	608									
Bhutan	630									
Burma	635									
India ⁴	645							0.13	0.86	0.73
India East ⁵	660									
Indonesia	655									
Nepal	660									
Pakistan ⁶	665									
Sri Lanka	640									
South Asia unallocated	689									
IV. C. Far East. Total					-23.57			12.21	22.00	9.79
Brunei	725									
China, Peoples Rep.	730									
Hong Kong	735							1.81	6.28	4.47
Indonesia	738									
Kampuchea	728									
Korea, Rep.	742								3.99	3.99
Laos	745									
Malawi	748									
Malaysia	751							6.77	3.87	- 2.90
Mekong Delta Project	752									
Philippines	755									
Singapore	761								0.97	0.97
Taiwan	732								1.45	1.45
Thailand	764							3.63	5.44	1.81
Timor	769									
West Horn. Soc. Rep.	789									
Far East Asia unallocated	799									
Mongolia	783									
IV. D. Asia unspecified	798									

1. Including restructuring and refinancing credits which should be shown separately in a footnote.
2. Abu Dhabi, Ajman, Dubai, Fujairah, Ras al Khaimah, Sharjah, and Umm al-Qaywain.
3. Including Asean and various autonomous and overseas.
4. Excludes of amounts provided through the India East Development Fund.
5. India East Development Fund. Specify in a footnote the amounts going to India and Pakistan respectively.
6. India East Development Fund. Specify in a footnote the amounts going to India and Pakistan respectively.